ScanFit - Demo123

File Edit View Tools Scan & Measure Help

Image | Scan Fit | Scan Measure | Comparator | QA_tests

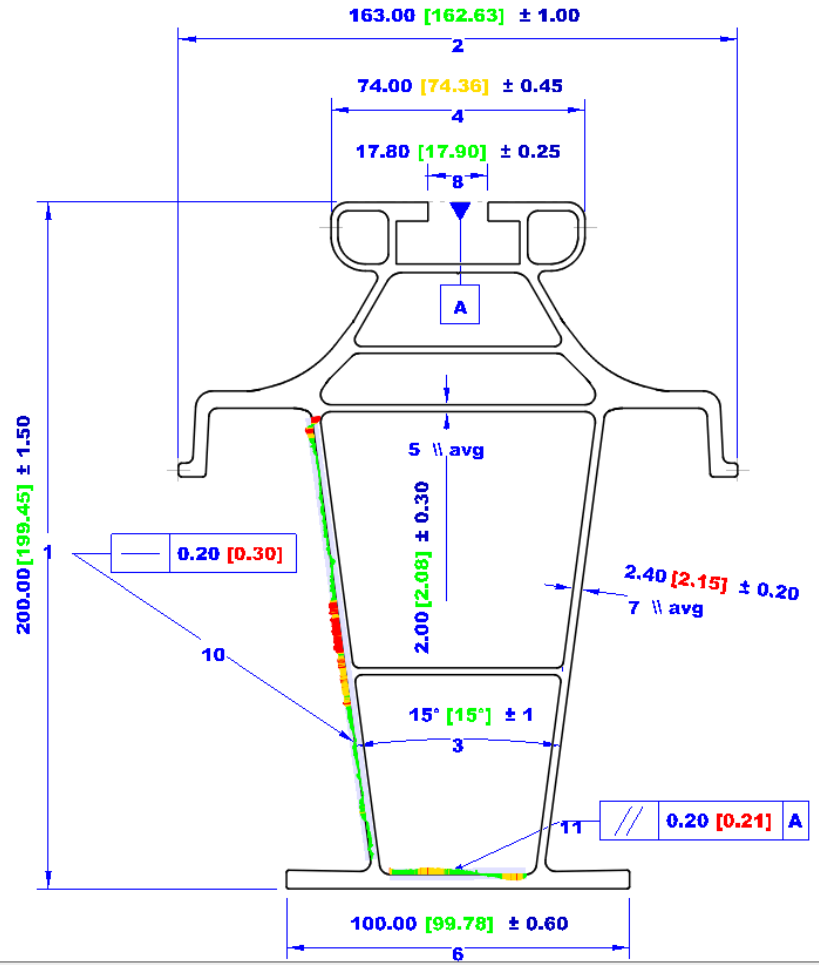

Features | Dimensions | Tolerances

Label	Tolerance	Value	Feature
10	Straightness	0.20	Line0103
11	Parallelism	0.20, A	Line0010

17.10

ScanFit - Demo123

File Edit View Tools Scan & Measure Help

Image | Scan Fit | Scan Measure | Comparator

QA_tests

Profile Fit

1.00 [0.62/-0.69]

Features | Tolerances

Identity	Number	Excess M...	Label
Group	0163		
Arc	0001	Inside	
Arc	0003	Inside	
Arc	0005	Inside	
Arc	0007	Inside	
Arc	0009	Inside	
Arc	0011	Inside	
Arc	0013	Inside	
Arc	0015	Inside	
Arc	0017	Inside	
Arc	0019	Inside	
Arc	0022	Inside	
Arc	0024	Inside	
Arc	0026	Inside	
Arc	0028	Inside	
Arc	0030	Inside	
Arc	0033	Inside	
Arc	0034	Inside	
Arc	0036	Inside	
Arc	0038	Inside	
Arc	0040	Inside	
Arc	0042	Inside	

Type | Excess

	Actual	Nominal	Upper	Lower
X				
Y				

Weight

2.40

ScanFit - Demo123

File Edit View Tools Scan & Measure Help

Image | Scan Fit | Scan Measure | Comparator

QA_tests

Scan Measure

Alignment | Dimensions

Digital Read Out

X 3761.045

Y -1151.532

S A 0.000

Manual Alignment Precision

Low High

Contrast/Brightness

Contrast 0

Brightness 0

UNDO Touch Action

Min Tolerance +0.50 mm Max Tolerance +0.50 mm

MDC Statistics

Template:	Demo123
Filter:	Last 30 Measurements
Period:	NA - NA
Operators:	All
Tools	All
Date generated:	23.06.2026 15:05:43

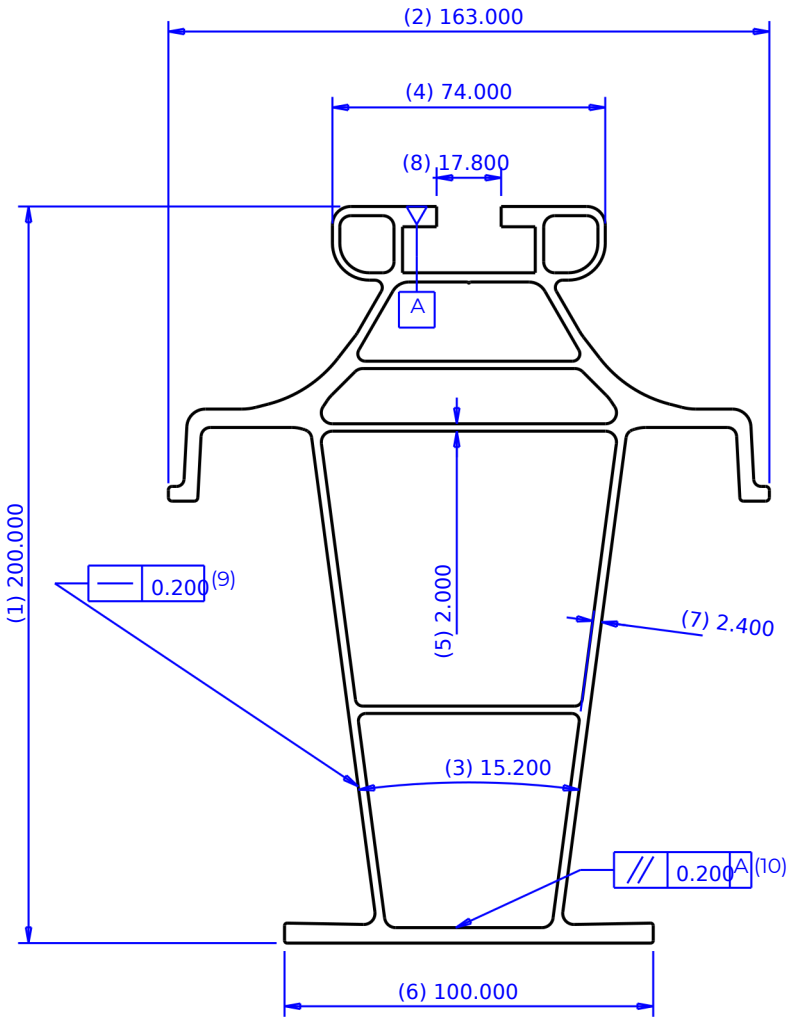

MDC Statistics

Statistics	1	2	3	4	5	6	7	8	9	10	11	12
Nominal	200.000	163.000	15.200	74.000	2.000	100.000	2.400	17.800	0.00	0.00	0.000	0.000
Tolerance	+/-1.500	+/-1.000	+/-1.000	+/-0.450	+/-0.300	+/-0.600	+/-0.200	+/-0.250	-0.70	0.70	0.200	0.120
Mean/Ok Percentage	199.869	162.447	15.473	74.331	2.056	99.875	2.144	17.901	-0.735	0.559	0.142	0.519
Std. Deviation (s)	0.012	0.036	0.006	0.018	0.009	0.019	0.010	0.022	0.056	0.048	0.070	0.119
Minimum	199.833	162.398	15.467	74.307	2.033	99.850	2.112	17.860	-0.84	0.49	0.105	0.458
Maximum	199.895	162.578	15.498	74.366	2.083	99.911	2.179	17.926	-0.66	0.70	0.357	1.102
Range	0.062	0.180	0.031	0.060	0.050	0.062	0.067	0.067	0.18	0.21	0.252	0.644
Cpk	37.150	4.140	34.826	2.140	9.004	8.197	-1.805	2.171	-0.209	0.959	0.270	-1.114

Measurement	1	2	3	4	5	6	7	8	9	10	11	12
30 (22.05.2025 13:22:29) NG	199.895	162.494	15.5	74.366	2.077	99.911	2.179	17.884	-0.710	0.569	0.278	
29 (22.05.2025 12:32:36) NG	199.883	162.494	15.5	74.366	2.083	99.911	2.156	17.882	-0.722	0.561	0.357	
28 (06.03.2025 15:57:28) NG	199.890	162.578	15.5	74.356	2.033	99.890	2.112	17.924	-0.791	0.666	0.353	
27 (29.09.2024 15:21:41) NG	199.833	162.440	15.5	74.339	2.055	99.870	2.134	17.906	-0.838	0.701	0.105	1.102
26 (31.05.2024 19:37:52) NG	199.884	162.484	15.5	74.351	2.063	99.908	2.152	17.908	-0.754	0.602	0.107	0.459
25 (30.05.2024 21:00:19) NG	199.866	162.477	15.5	74.348	2.062	99.904	2.152	17.907	-0.749	0.611	0.109	0.458
24 (30.05.2024 20:58:02) NG	199.870	162.477	15.5	74.349	2.063	99.905	2.152	17.907	-0.832	0.502	0.107	0.459
23 (27.05.2024 19:07:28) NG	199.869	162.472	15.5	74.346	2.065	99.903	2.152	17.910	-0.833	0.533	0.105	0.469
22 (27.05.2024 18:59:32) NG	199.862	162.470	15.5	74.344	2.066	99.901	2.152	17.909	-0.838	0.563	0.249	0.606
21 (27.05.2024 18:57:23) OK	199.868	162.469	15.5	74.344	2.066	99.900	2.153	17.910	-0.769	0.610	0.199	0.467
20 (26.10.2023 13:13:53) OK	199.866	162.398	15.5	74.319	2.049	99.850	2.137	17.872	-0.677	0.505	0.117	0.499
19 (26.10.2023 09:32:29) OK	199.859	162.422	15.5	74.307	2.056	99.868	2.140	17.879	-0.669	0.516	0.113	0.505
18 (26.10.2023 09:31:40) OK	199.860	162.423	15.5	74.307	2.056	99.867	2.140	17.879	-0.672	0.515	0.112	0.504
17 (26.10.2023 09:29:32) OK	199.858	162.424	15.5	74.307	2.055	99.867	2.140	17.880	-0.670	0.509	0.113	0.505
16 (26.10.2023 09:28:07) OK	199.859	162.423	15.5	74.307	2.056	99.866	2.140	17.880	-0.664	0.515	0.114	0.505
15 (26.10.2023 09:26:12) OK	199.859	162.424	15.5	74.308	2.056	99.866	2.140	17.881	-0.662	0.514	0.112	0.506
14 (26.10.2023 09:25:31) OK	199.856	162.423	15.5	74.307	2.057	99.866	2.140	17.880	-0.661	0.517	0.114	0.506

MDC Statistics

Measurement	1	2	3	4	5	6	7	8	9	10	11	12
13 (26.10.2023 09:24:51) OK	199.858	162.423	15.5	74.307	2.056	99.865	2.140	17.879	-0.678	0.512	0.113	0.501
12 (26.10.2023 09:20:27) OK	199.880	162.444	15.5	74.335	2.051	99.865	2.143	17.926	-0.758	0.575	0.118	0.497
11 (26.10.2023 09:19:17) OK	199.880	162.443	15.5	74.335	2.053	99.865	2.143	17.926	-0.753	0.572	0.118	0.499
10 (26.10.2023 09:18:27) OK	199.881	162.443	15.5	74.335	2.053	99.865	2.143	17.926	-0.752	0.569	0.116	0.497
9 (26.10.2023 09:16:41) OK	199.878	162.442	15.5	74.334	2.051	99.864	2.143	17.925	-0.754	0.578	0.116	0.494
8 (26.10.2023 09:15:41) OK	199.876	162.442	15.5	74.334	2.052	99.864	2.143	17.925	-0.752	0.581	0.117	0.491
7 (26.10.2023 09:14:56) OK	199.873	162.442	15.5	74.335	2.052	99.865	2.143	17.926	-0.750	0.579	0.113	0.495
6 (26.10.2023 09:13:39) OK	199.873	162.442	15.5	74.334	2.051	99.865	2.143	17.926	-0.751	0.579	0.117	0.496
5 (26.10.2023 09:12:59) OK	199.873	162.442	15.5	74.335	2.050	99.864	2.143	17.926	-0.749	0.565	0.117	0.497
4 (26.10.2023 09:12:06) OK	199.872	162.442	15.5	74.335	2.050	99.865	2.143	17.926	-0.752	0.576	0.117	0.498
3 (26.10.2023 09:10:48) OK	199.872	162.441	15.5	74.334	2.050	99.865	2.143	17.926	-0.755	0.584	0.115	0.498
2 (26.10.2023 09:09:09) OK	199.863	162.399	15.5	74.309	2.055	99.855	2.140	17.860	-0.687	0.524	0.123	0.504
1 (26.10.2023 09:08:27) OK	199.863	162.398	15.5	74.309	2.056	99.854	2.140	17.861	-0.661	0.492	0.123	0.505

MDC Statistics

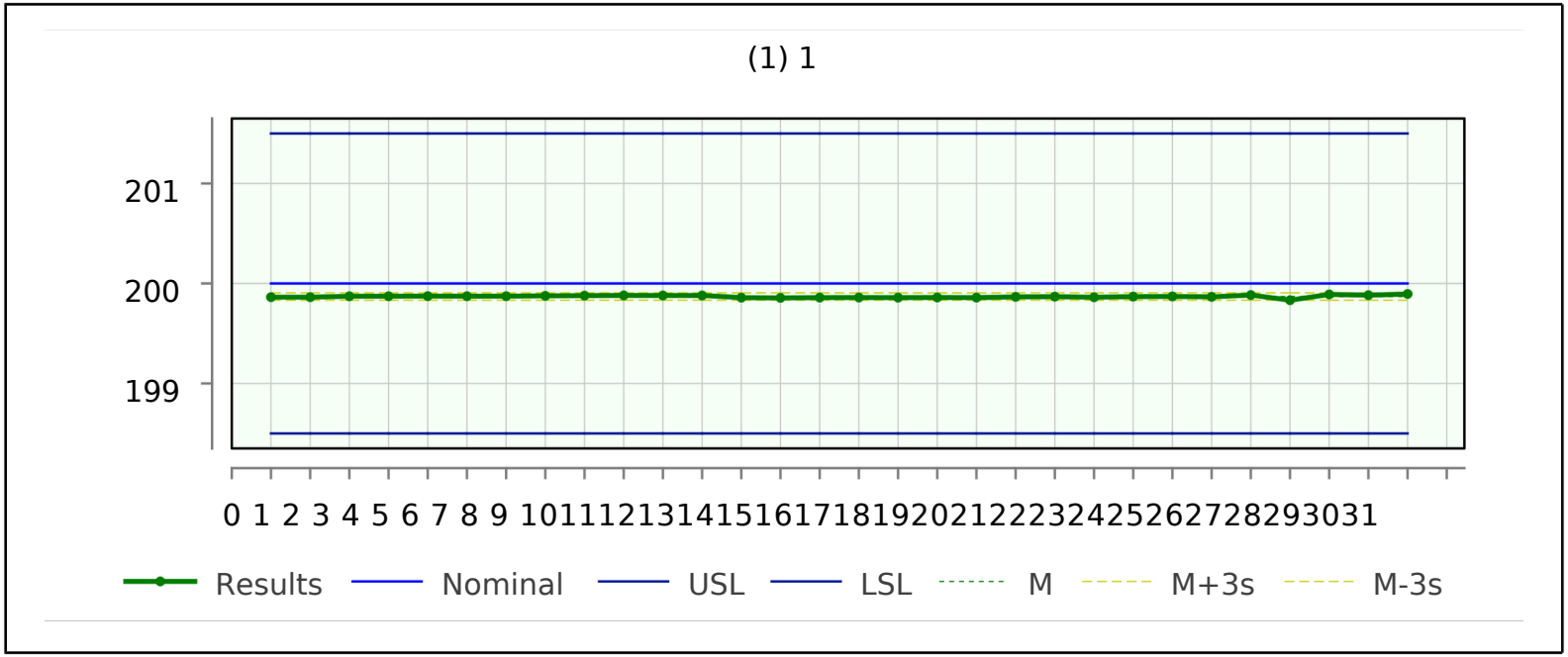

(1) 1

Nominal	200.000
Tolerance	+/-1.500
Mean (M)	199.869
Std. Deviation (s)	0.012
Minimum	199.833
Maximum	199.895
Range	0.062
Cpk	37.150

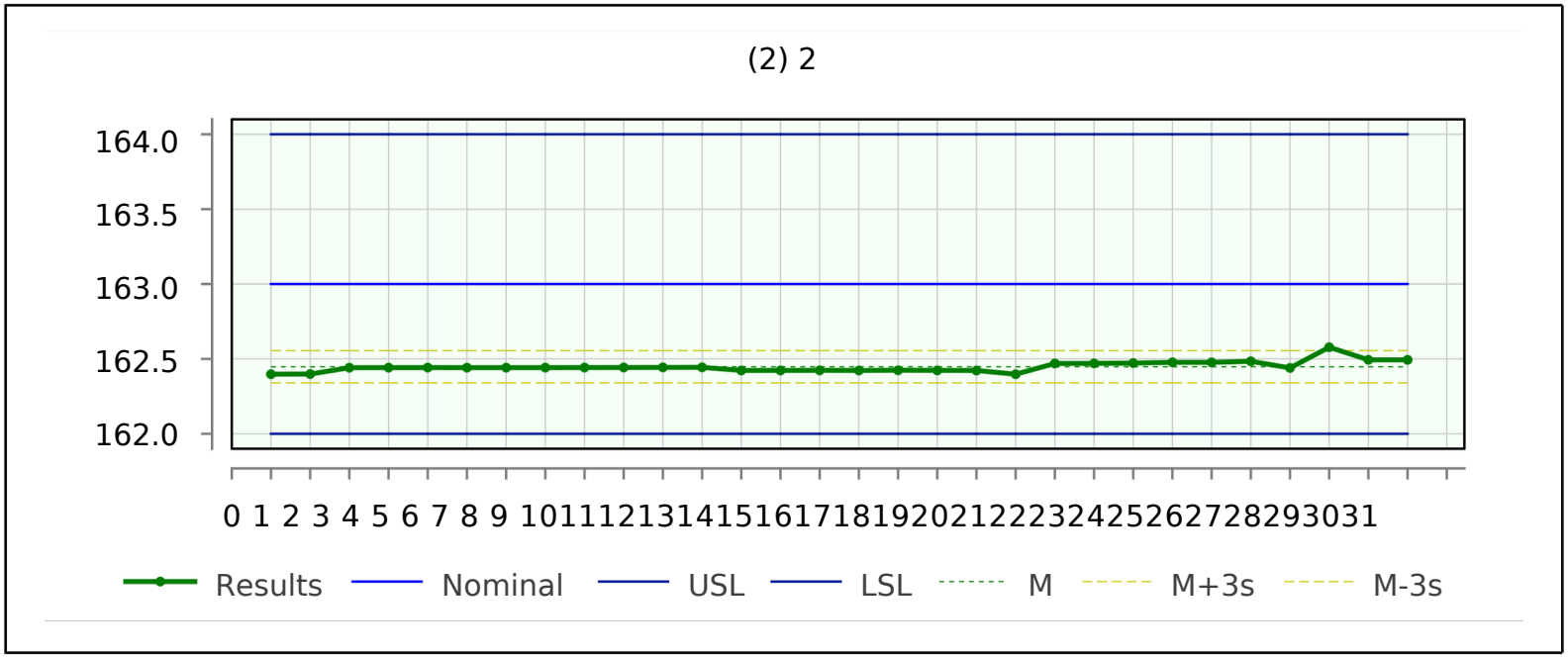

(2) 2

Nominal	163.000
Tolerance	+/-1.000
Mean (M)	162.447
Std. Deviation (s)	0.036
Minimum	162.398
Maximum	162.578
Range	0.180
Cpk	4.140

MDC Statistics

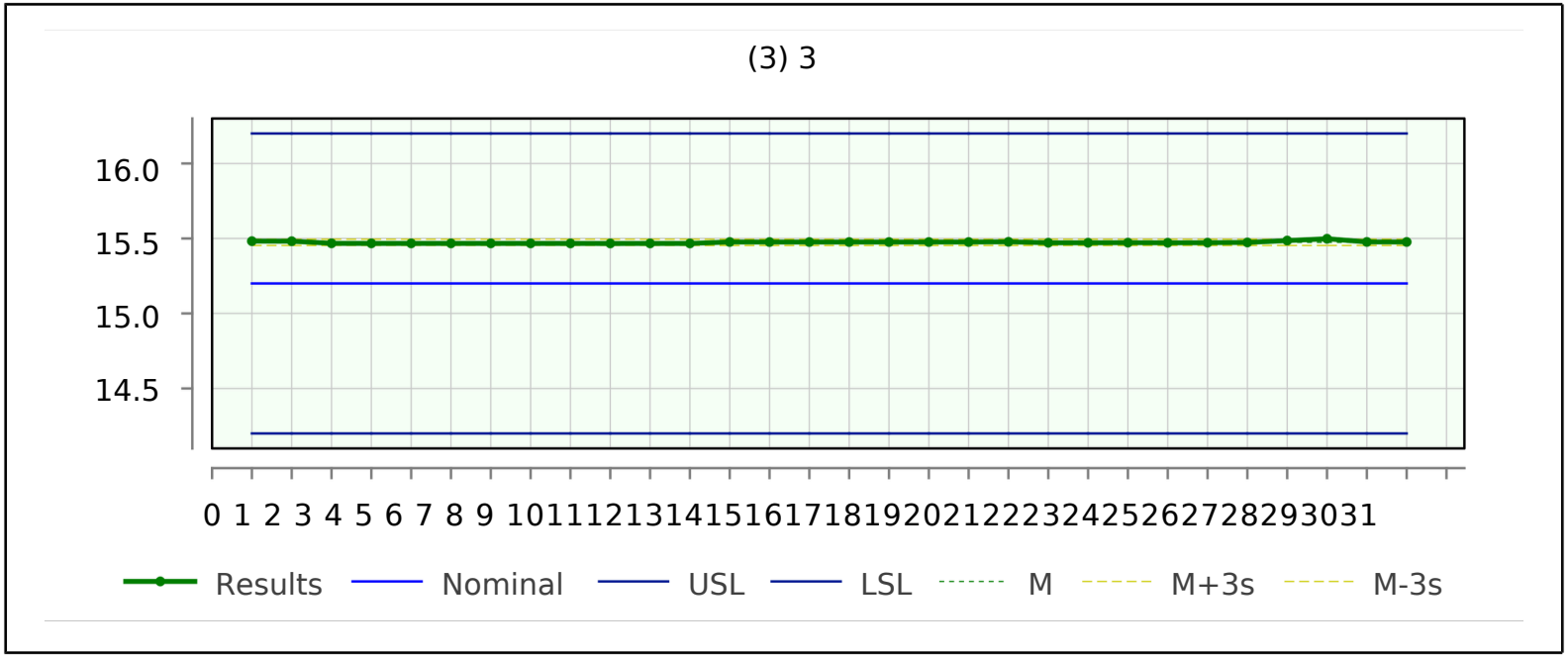

(3) 3

Nominal	15.200
Tolerance	+/-1.000
Mean (M)	15.473
Std. Deviation (s)	0.006
Minimum	15.467
Maximum	15.498
Range	0.031
Cpk	34.826

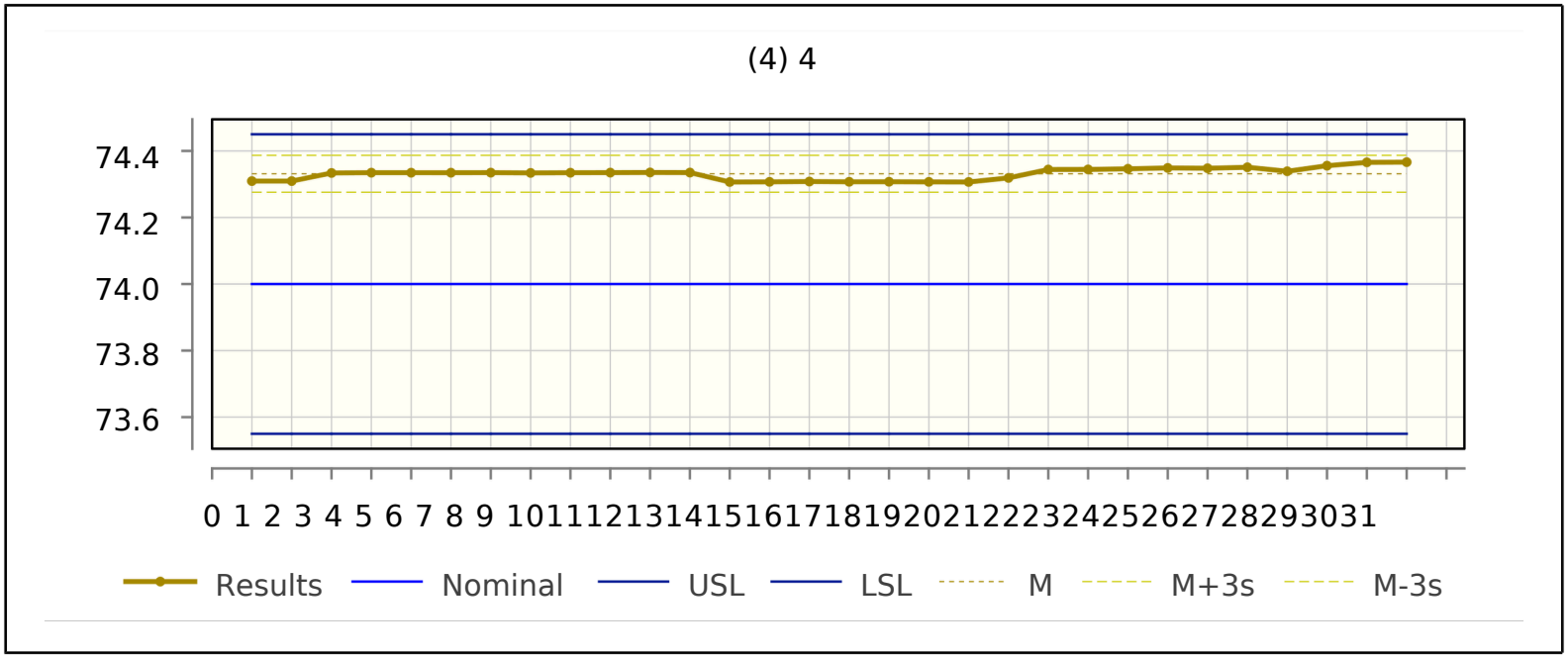

(4) 4

Nominal	74.000
Tolerance	+/-0.450
Mean (M)	74.331
Std. Deviation (s)	0.018
Minimum	74.307
Maximum	74.366
Range	0.060
Cpk	2.140

MDC Statistics

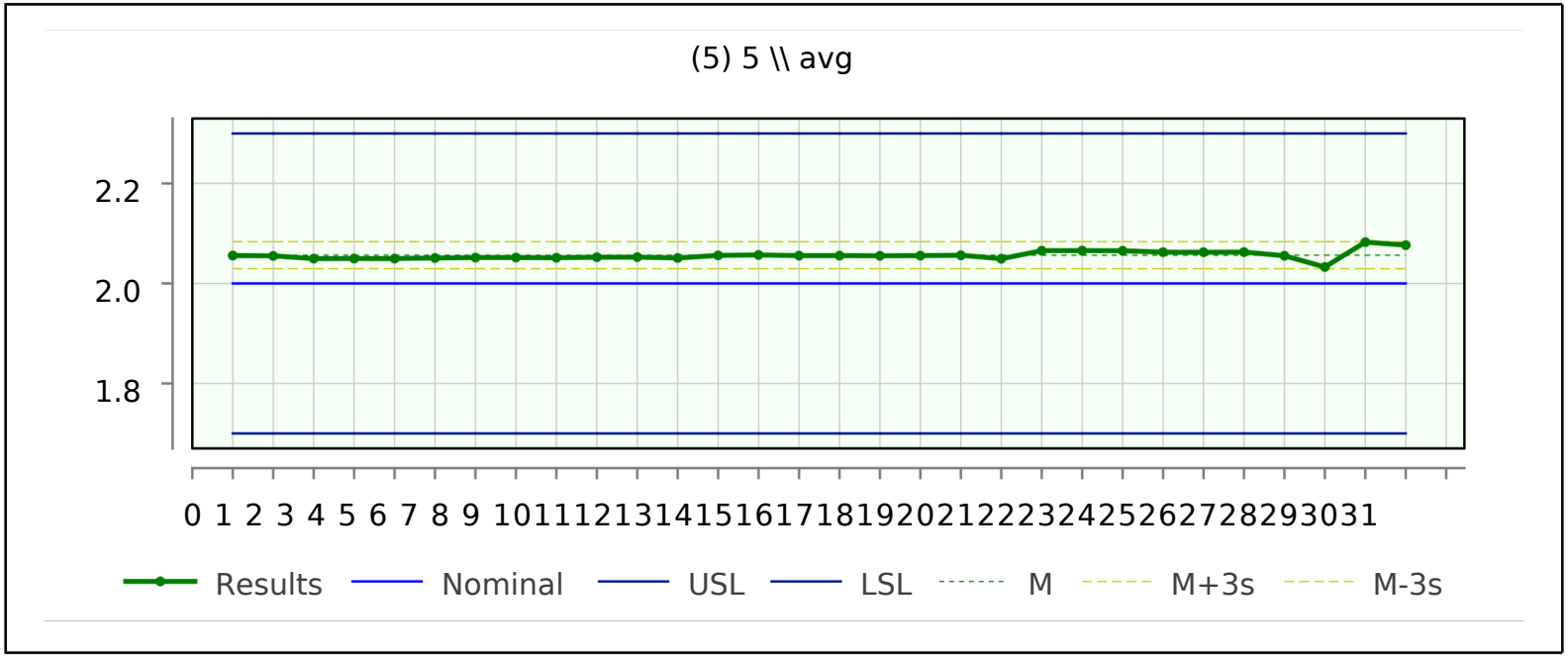

(5) 5 \\ avg

Nominal	2.000
Tolerance	+/-0.300
Mean (M)	2.056
Std. Deviation (s)	0.009
Minimum	2.033
Maximum	2.083
Range	0.050
Cpk	9.004

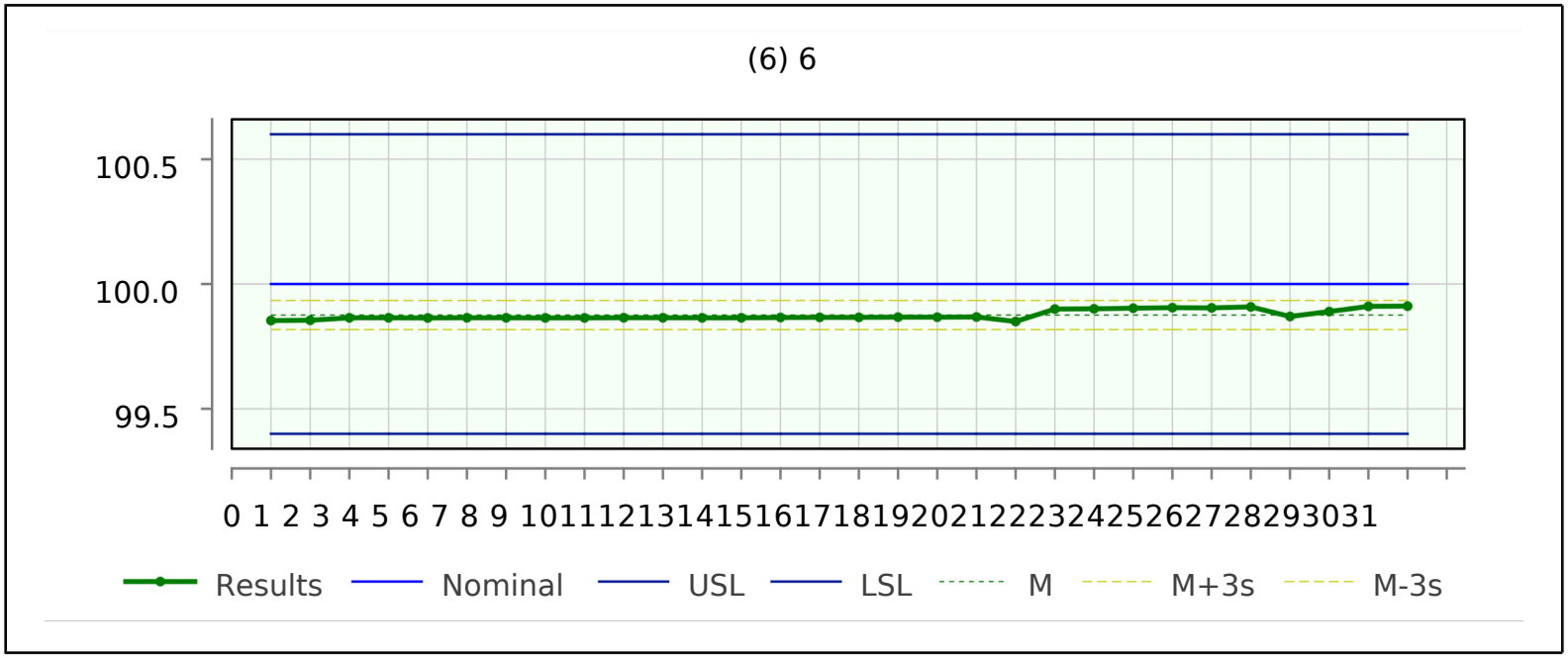

(6) 6

Nominal	100.000
Tolerance	+/-0.600
Mean (M)	99.875
Std. Deviation (s)	0.019
Minimum	99.850
Maximum	99.911
Range	0.062
Cpk	8.197

MDC Statistics

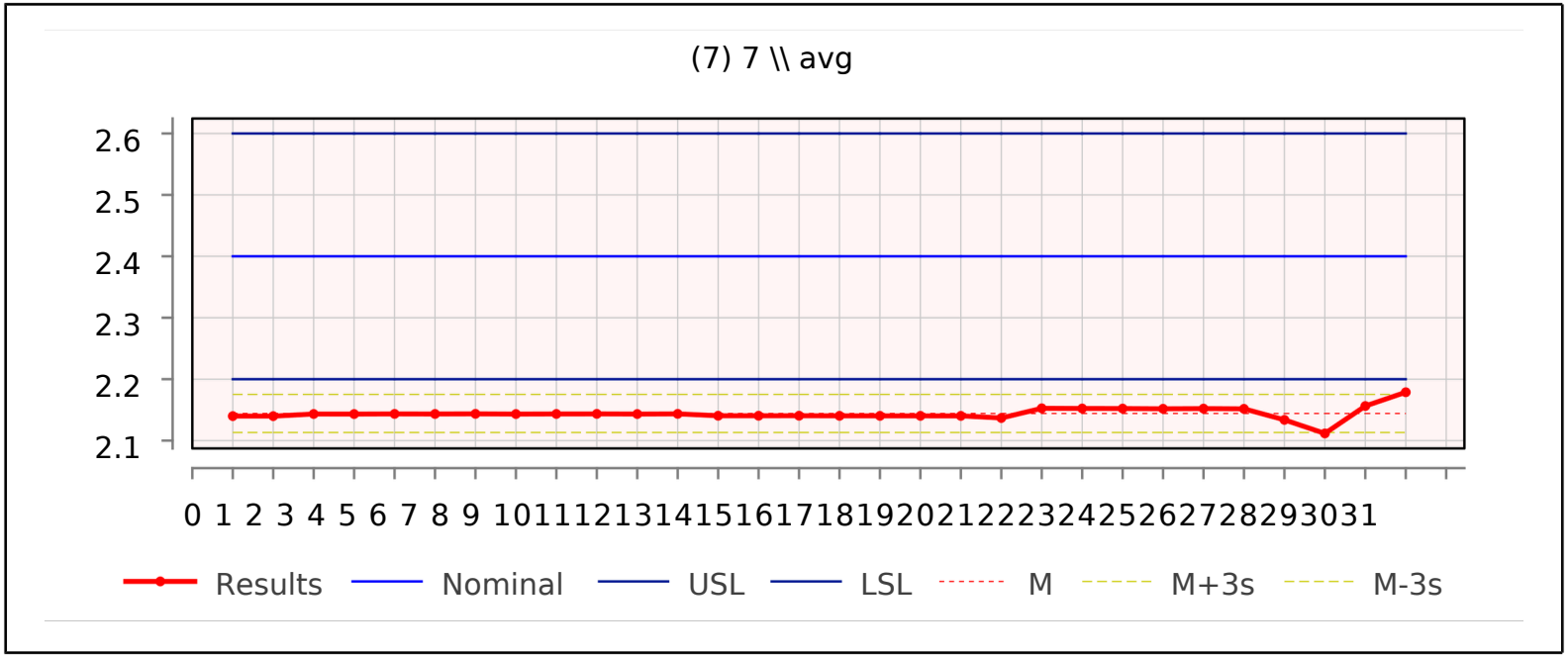

(7) 7 \\ avg

Nominal	2.400
Tolerance	+/-0.200
Mean (M)	2.144
Std. Deviation (s)	0.010
Minimum	2.112
Maximum	2.179
Range	0.067
Cpk	-1.805

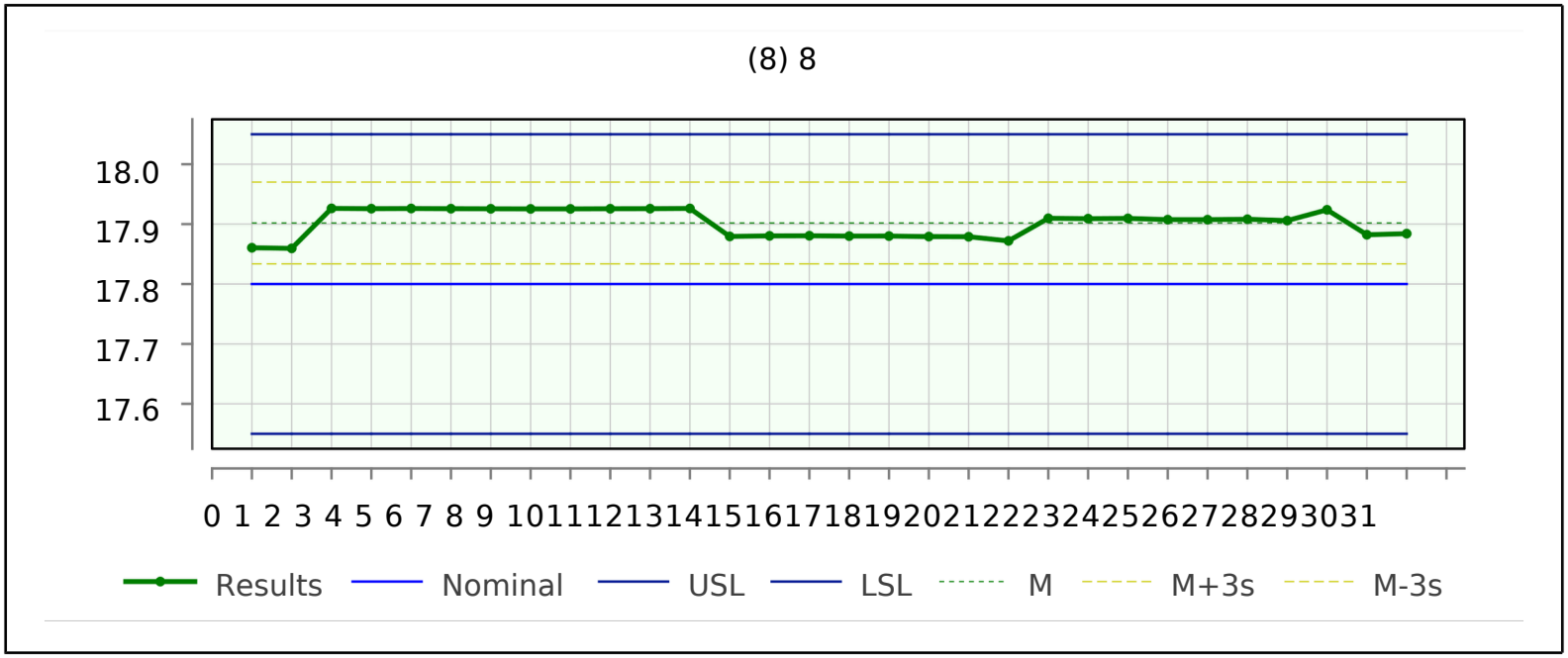

(8) 8

Nominal	17.800
Tolerance	+/-0.250
Mean (M)	17.901
Std. Deviation (s)	0.022
Minimum	17.860
Maximum	17.926
Range	0.067
Cpk	2.171

MDC Statistics

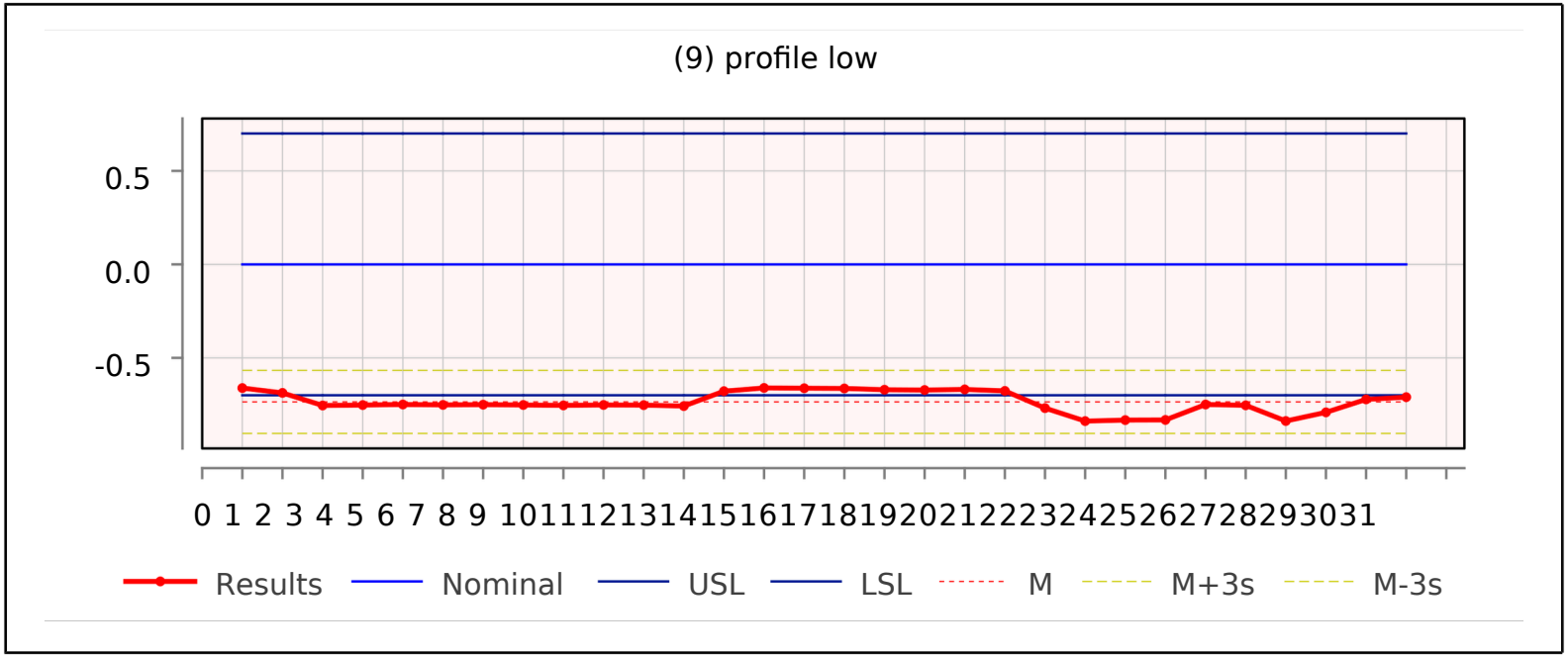

(9) profile low

Nominal	0.00
Tolerance	-0.70
Mean (M)	-0.735
Std. Deviation (s)	0.056
Minimum	-0.84
Maximum	-0.66
Range	0.18
Cpk	-0.209

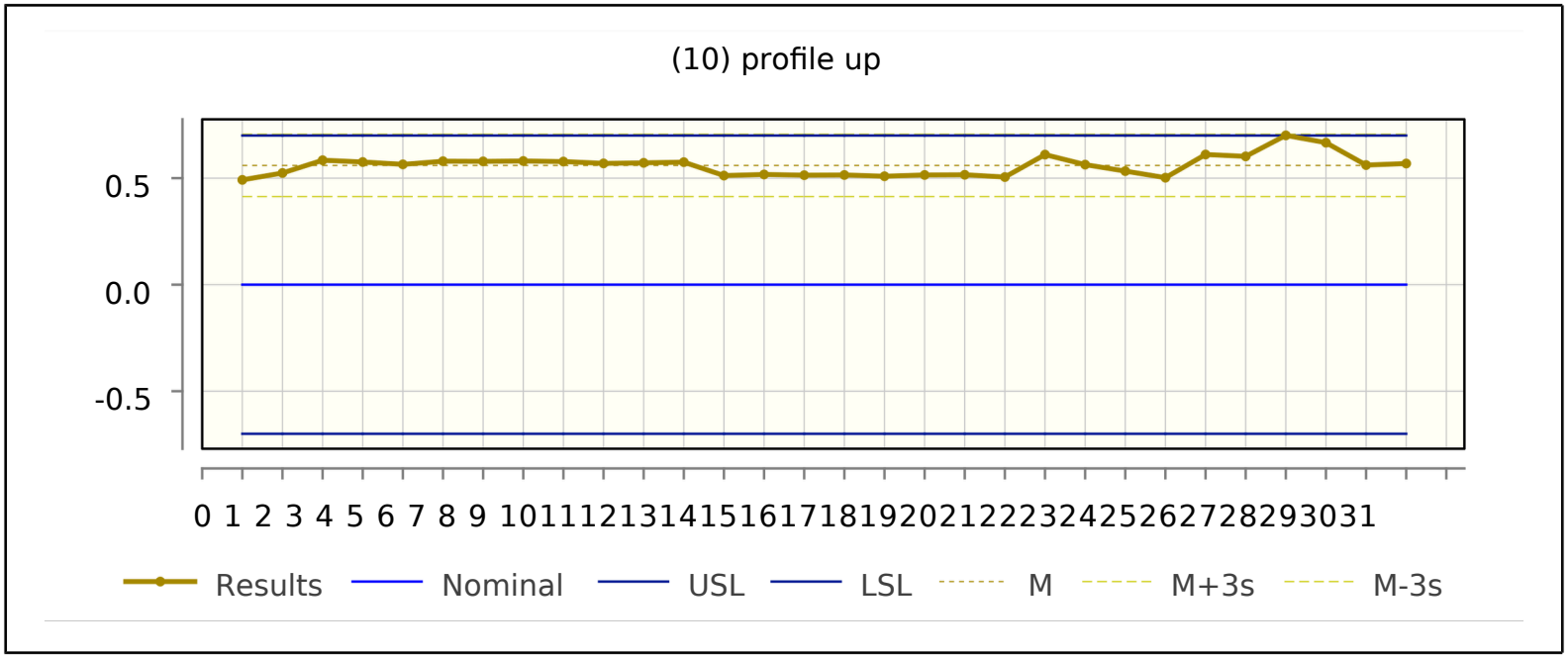

(10) profile up

Nominal	0.00
Tolerance	0.70
Mean (M)	0.559
Std. Deviation (s)	0.048
Minimum	0.49
Maximum	0.70
Range	0.21
Cpk	0.959

MDC Statistics

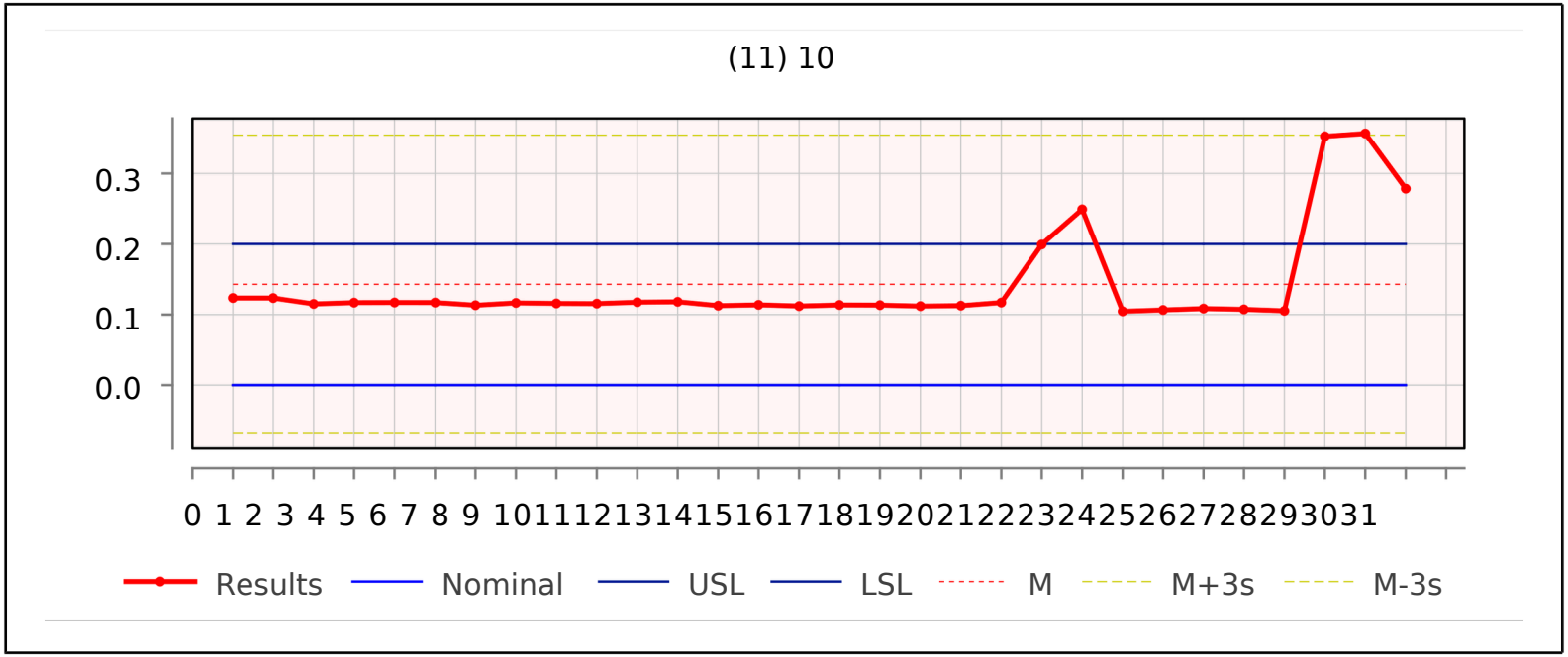

(11) 10

Nominal	0.000
Tolerance	0.200
Mean (M)	0.142
Std. Deviation (s)	0.070
Minimum	0.105
Maximum	0.357
Range	0.252
Cpk	0.270

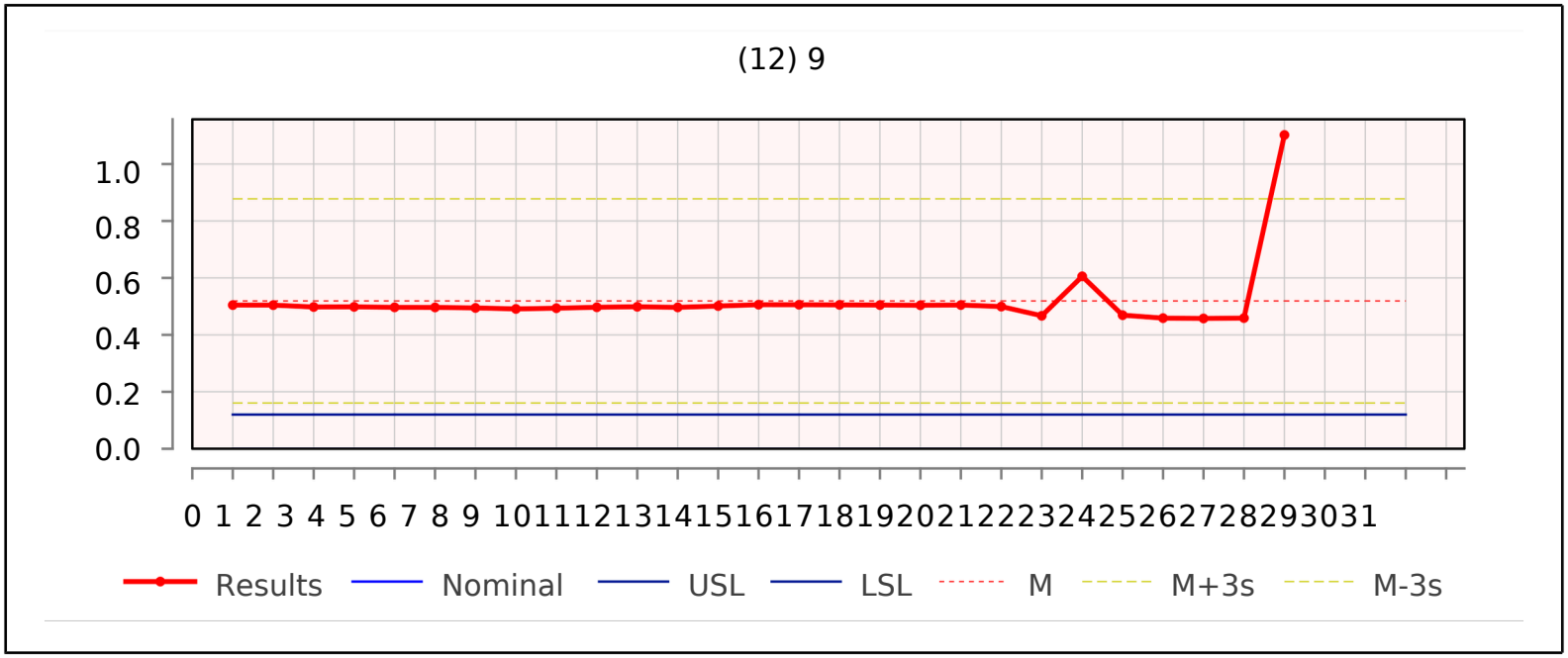

(12) 9

Nominal	0.000
Tolerance	0.120
Mean (M)	0.519
Std. Deviation (s)	0.119
Minimum	0.458
Maximum	1.102
Range	0.644
Cpk	-1.114